

LED Wall Pack Lights

Model #

LT-WP01 series

Type

Wall Mount

Note

Ver A 2020-06

DESCRIPTION

LED Wall Packs provide die-casting aluminum alloy heat sink and shatter-proof glass or polycarbonate diffuser. They are DLC qualified and CE certified for 5 years warranty. Powder-coating finished housing and sealed gasket for Ip65 rating especially are suitable for outdoor corrosion and wet/ damp location. Motion sensor and photocell sensor can be optional application for building, parking lot lighting, square, road and others.

CONSTRUCTION & MATERIALS

- ◆ Die-casting aluminum alloy housing, fully sealed to be dirt and bug proof
- ◆ Impact-proof and shatter-proof glass or polycarbonate diffuser
- ◆ IP 65 rating waterproof protection
- ◆ Polyester powder-coated finish, rust and corrosion proof, stabilized to extreme climate changes without cracking or peeling
- ◆ Internal UL approved power supply

MOUNTING AND WIRING

- ◆ Mount directly over a standard outlet box or for surface wiring via any of the 3 convenient 3/4 inch threaded conduit entry hubs.

ENVIRONMENTAL SYSTEM

- ◆ Outdoor wet/damp location

FINISH

- ◆ Bronze

ELECTRICAL SYSTEM

- ◆ Input voltage 100-277VAC, 200-480VAC
- ◆ DLC 4.4, ETL/cETL
- ◆ CE/RoHS

OPTICAL SYSTEM

- ◆ 140 lm/w output efficacy
- ◆ Color temperature: 3000K, 4000K and 5000K, 5700K. Other color temperature available for special order, consult factory for lead time.
- ◆ Outdoor Cutoff Wall-Mounted Area Luminaires

WARRANTY

- ◆ 5 Years

LIGHTING CONTROL

- ◆ Standard 0/1-10vdc dimming
- ◆ Microwave motion sensor available
- ◆ Photocell

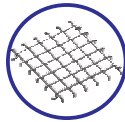
STANDARD

- ◆ EN61347-1, EN61347-2-13, EN60598-2-1, EN60598-1
- ◆ UL 1598, CAN/CSA-C.22.2 NO. 250.0,
- ◆ EN55015, EN61547, EN61000-3-2/3, FCC part 15, ICES-005

APPLICATION

- ◆ parking lots,
- ◆ entrances,
- ◆ building flood lights,
- ◆ aisle environments


ACCESSORIES



Wire Guard
WP01-GSa: FOR 40W/60W/90W/120W



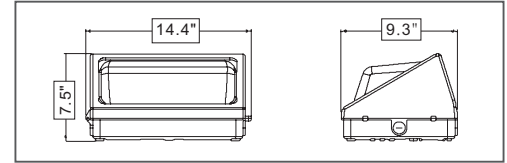
Photocell
(JL-104A 110-130VAC, JL-104B 200-240VAC, JL-104C 208-277VAC, JL-104D 250-305VAC)



Light Shield
WP01-LSa: FOR 40W/60W/90W/120W



DIMENSION



DATA SHEET

Model#	LT-WP01-40W	LT-WP01-60W	LT-WP01-90W	LT-WP01-120W
Rating	40W	57W	89W	120W
Lumen Output	5700 lm	8500 lm	12600 lm	15600 lm
Input Voltage	100-277VAC, 347-480VAC			
Power Factor	0.98at 100VAC 0.90 at 277VAC/347-480VAC			
Color Temperature	3000K/4000K/5000K/5700K			
CRI	>70			
L70	>50,000 hrs			
Operating Temp.	-30°C~+50°C			
Store Temp.	-40°C~+60°C			

ORDER INFORMATION

Sample Number: LT-WP01-90W-HV-27K-PC

Com.	Family Name	Wattage	Voltage	CCT	Control Mode	Finish	Cover
LT Lightide	WP01 Slim Wall Pack	40W 60W 90W 120W	Std.=100-277VAC HV=200-480VAC	27K=2700K 30K=3000K 40K=4000K 50K=5000K 57K=5700K 65K=6500K	DM=0-10VDC Dimming PC=Photocell MS= Motion sensor	Blank=Brown W=White	G=Glass P=PC

